

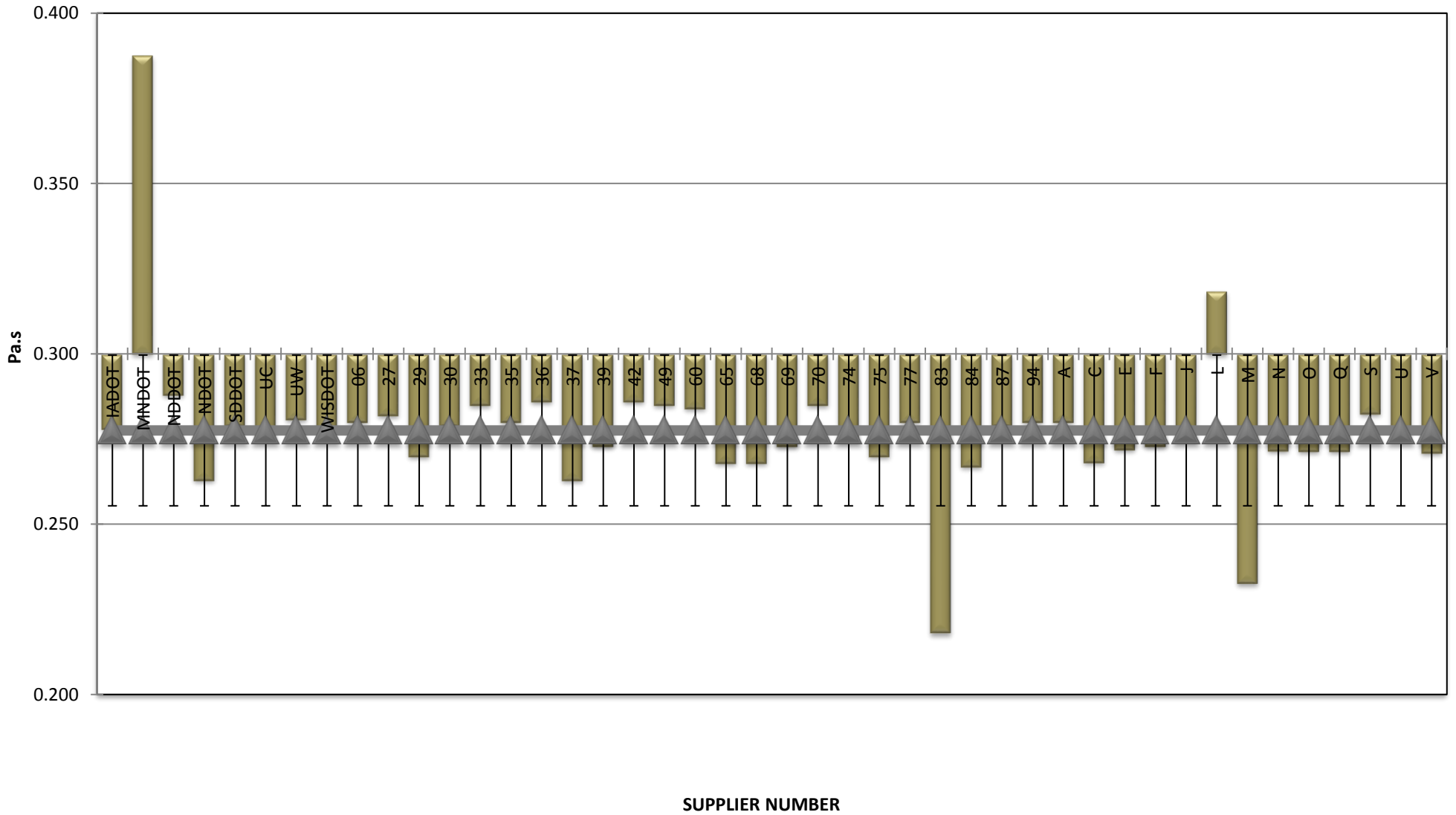


COMBINED STATE BINDER GROUP ROUND ROBIN SUMMARY B 2018-3

	Rot. Visc.	ODSR	RTFO DSR	PAVDSR	Mass Loss	S-value	m-value	Jnr @ 100 Pa	% Rec. 100 Pa	Jnr @ 3200 Pa	% Rec. @ 3200 Pa
<b>A</b>											
19	0.280	1.26		4,824	0.668	221	0.326	2.711	4.50	2.983	1.30
51	0.280	1.25		4,294	0.658	224	0.322	2.701	4.00	2.947	1.30
97	0.280	1.22		4,708	0.675	214	0.326	2.683	3.90	2.930	1.30
98	0.280	1.29		4,600	0.658	200	0.333	2.722	3.80	2.947	1.30
AVERAGE	0.280	1.25		4,607	0.665	215	0.327	2.704	4.05	2.952	1.30
<b>C</b>											
28	0.258	1.20		4,673	0.613	230	0.314	2.620	6.38	2.900	1.22
66	0.279	1.23		4,418	0.639	221	0.310	2.370	5.50	2.620	1.34
90	0.279	1.23		4,945	0.701	240	0.310	2.460	5.05	2.710	1.30
99	0.257	1.22		4,686	0.619	231	0.307	2.500	2.81	2.730	1.24
AVERAGE	0.268	1.22		4,681	0.643	231	0.310	2.488	4.93	2.740	1.28
<b>E</b>											
15	0.271	1.30		4,280	0.663	223	0.328	2.420	4.21	2.670	0.58
89	0.273	1.31		4,700	0.681	202	0.319	2.470	2.89	2.680	0.45
AVERAGE	0.272	1.31		4,490	0.672	212.5	0.324	2.445	3.55	2.675	0.52
<b>F</b>											
02	0.275	1.36		3,727	0.648	237	0.328	2.340	3.43	2.550	0.37
11	0.278	1.34		4,223	0.652	237	0.317	2.300	3.59	2.520	0.42
34	0.268	1.35		4,150	0.627	243	0.324	2.710	3.03	2.930	1.10
48	0.275	1.32		4,120	0.611	241	0.311	2.440	3.92	2.670	1.27
56	0.268	1.39		4,720	0.612	245	0.312	2.350	3.94	2.580	0.62
62	0.274	1.25		4,450	0.625	246	0.314	3.000	2.63	3.290	-0.01
AVERAGE	0.273	1.34		4,232	0.629	242	0.318	2.523	3.42	2.757	0.63
<b>J</b>											
05	0.263	1.18		4,380	0.719	220	0.327	2.660	3.87	2.920	1.13
08	0.263	1.09		4,160	0.725	232	0.326	2.620	3.89	2.890	1.18
10	0.284	1.29		4,587	0.738	236	0.315	2.384	3.51	2.687	0.51
22	0.285	1.26		4,397	0.686	235	0.320	2.409	3.37	2.707	0.63
31	0.270	1.18		3,830	0.714	230	0.328	2.590	4.75	2.870	1.17
41	0.270	1.20		4,840	0.720	218	0.319	2.790	3.70	3.060	1.23
44	0.283	1.26		4,454	0.697	231	0.318	2.374	3.37	2.652	0.44
52	0.284	1.27		4,305	0.742	235	0.320	2.379	3.44	2.679	0.56
AVERAGE	0.275	1.22		4,369	0.718	230	0.322	2.526	3.74	2.808	0.86
<b>L</b>											
25	0.350	1.33		2,973	0.712	255	0.318	2.118	3.28	2.280	1.66
59	0.287	1.32		3,546	0.456	244	0.323	2.130	6.43	2.390	1.53
AVERAGE	0.319	1.33		3,260	0.584	249.5	0.321	2.124	4.85	2.335	1.60
<b>M</b>											
04	0.238	1.30		4,775	0.532	252	0.312				
47	0.220	1.33		4,731	0.400	254	0.315				
57	0.240	1.32		4,840	0.504	256	0.312				
AVERAGE	0.233	1.32		4,782	0.479	254	0.313				
<b>N</b>											
07	0.264	1.29		4,553	0.697	226	0.324	2.438	3.00	2.718	0.30
43	0.283	1.34		4,470	0.602	236	0.326	2.663	2.91	2.900	0.37
95	0.268	1.28		4,395	0.631	225	0.322	2.625	3.70	2.812	0.50
AVERAGE	0.272	1.30		4,473	0.643	229	0.324	2.575	3.20	2.810	0.39
<b>O</b>											
76	0.273	1.30		5,250	0.599	239	0.323	2.660	2.89	2.891	0.32
85	0.270	1.26		4,970	0.607	239	0.321	2.557	3.28	2.794	0.43
AVERAGE	0.272	1.28		5,110	0.603	239	0.322	2.609	3.09	2.843	0.38
<b>Q</b>											
23	0.273	1.25		5,063	0.780	250	0.323	2.537	4.07	2.768	1.27
93	0.270	1.27		5,079	0.734	248	0.321	2.336	4.80	2.562	1.38
AVERAGE	0.272	1.26		5,071	0.757	249	0.322	2.437	4.44	2.665	1.32
<b>S</b>											
53	0.280	1.37		4,390	0.667	232	0.318	2.580	2.73	2.890	-0.30
64	0.285	1.39		4,345	0.660	241	0.320	2.520	2.85	2.830	-0.25
AVERAGE	0.283	1.38		4,368	0.6635	237	0.319	2.550	2.79	2.860	-0.28
<b>U</b>											
13	0.280	1.23		4,740	0.667	235	0.316	2.427	3.30	2.645	0.54
24	0.273	1.19		4,950	0.648	250	0.316	2.494	3.36	2.731	0.46
AVERAGE	0.277	1.21		4,845	0.658	242.5	0.316	2.461	3.33	2.688	0.50
<b>V</b>											
58	0.271	1.28		5,195	0.688	240	0.324	2.575	3.20	2.812	0.43
78	0.272	1.27		4,920	0.731	255	0.320	2.500	3.67	0.588	0.59
81	0.270	1.26		5,350	0.709	248	0.320	2.366	3.59	2.577	0.65
AVERAGE	0.271	1.27		5,155	0.709	247.6667	0.321	2.480	3.49	1.992	0.56

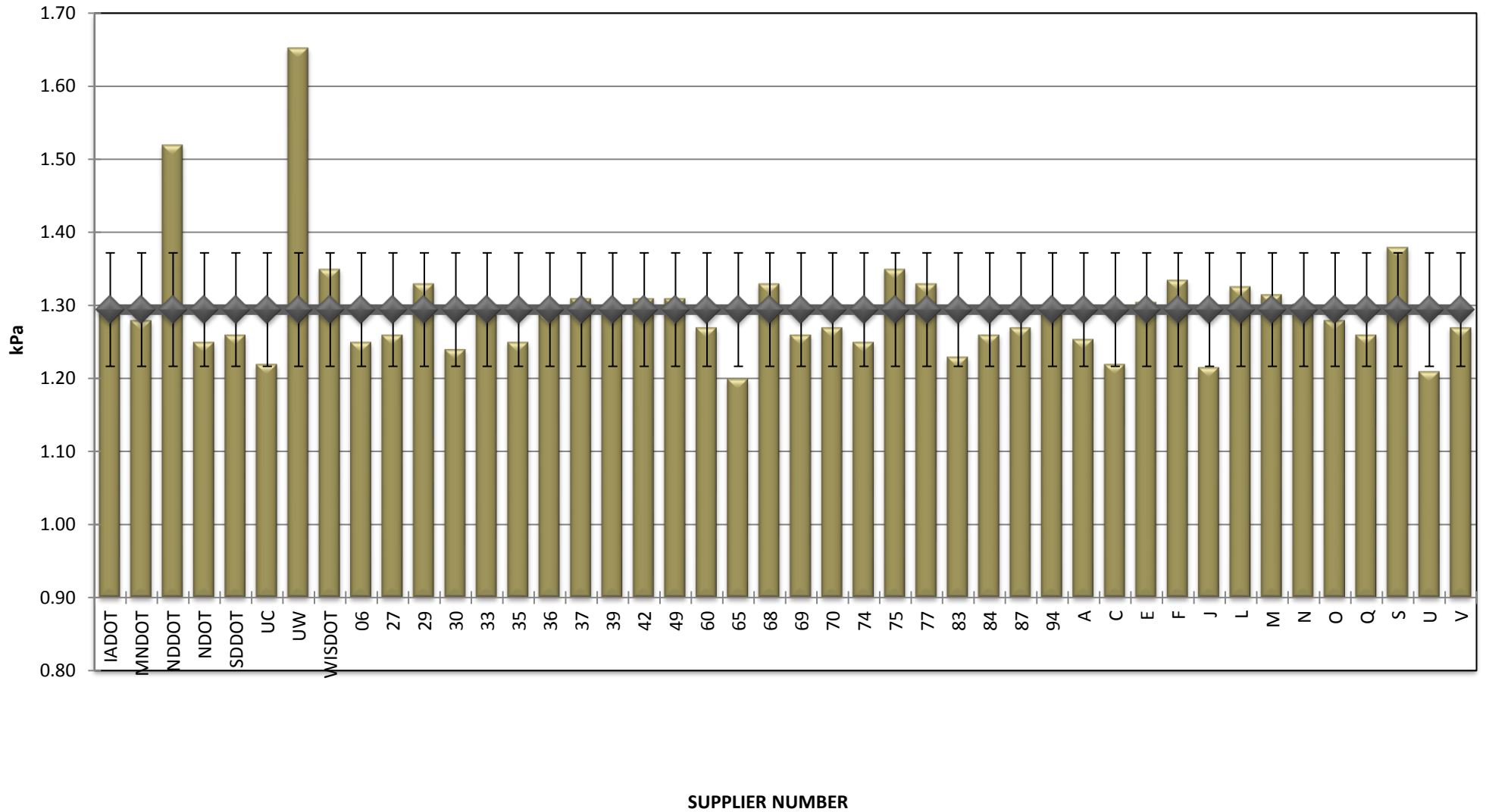
COMBINED STATE BINDER GROUP ROUND ROBIN  
SUMMARY B 2018-3

ROTATIONAL VISCOSITY



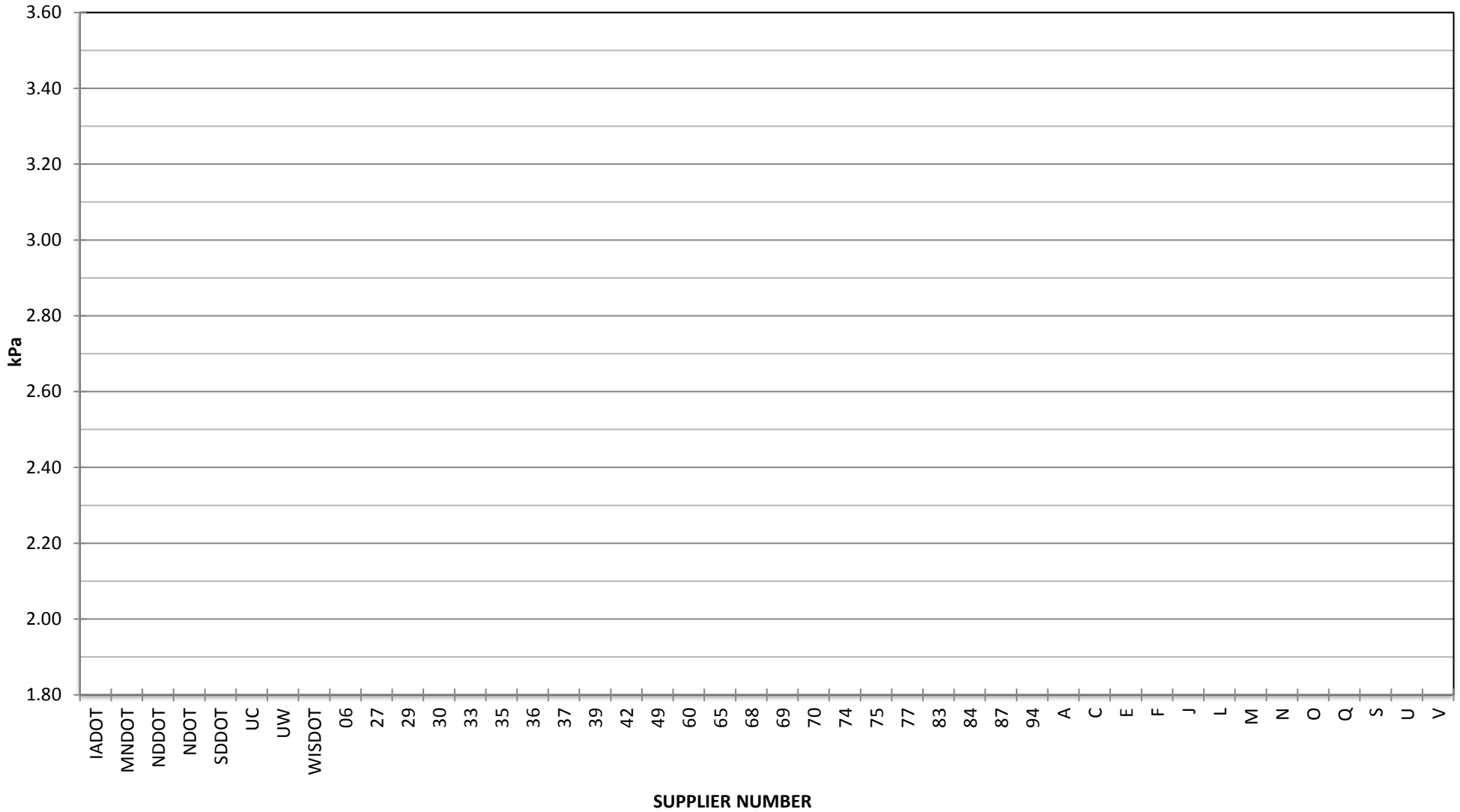
**COMBINED STATE BINDER GROUP ROUND ROBIN  
SUMMARY B 2018-3**

**DSR - ORIGINAL**



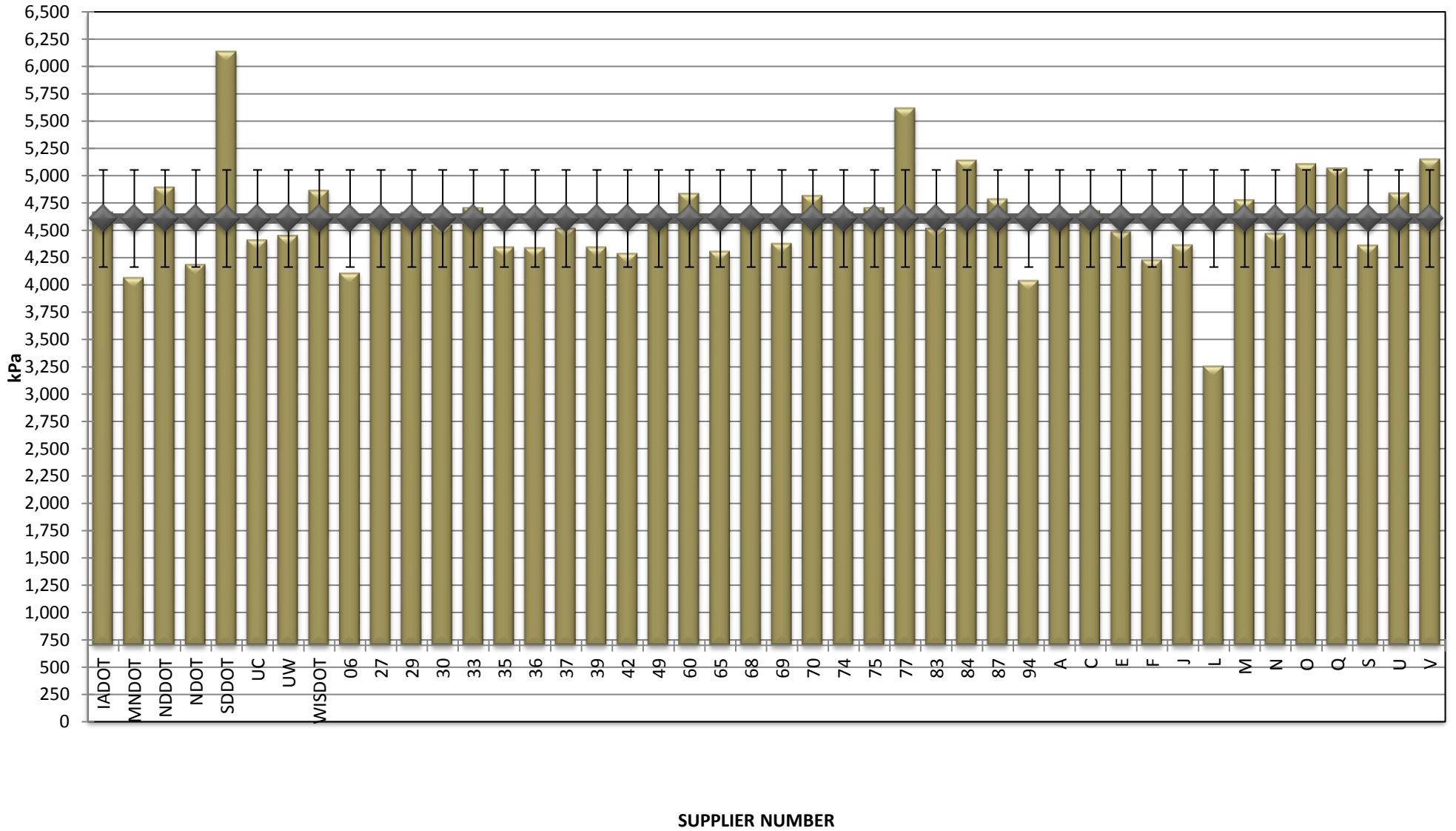
COMBINED STATE BINDER GROUP ROUND ROBIN  
SUMMARY B 2018-3

DSR - RTFO



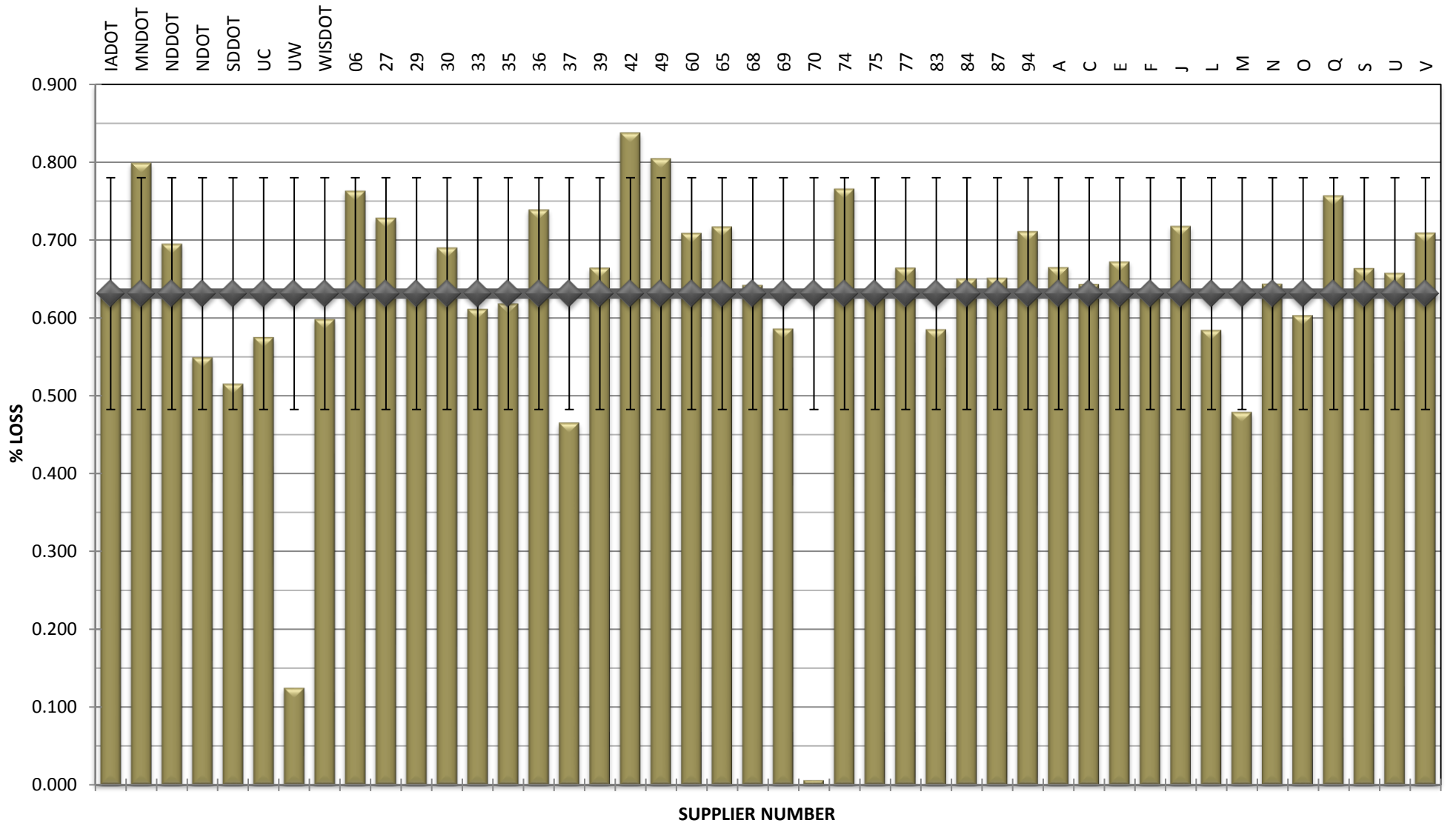
**COMBINED STATE BINDER GROUP ROUND ROBIN  
SUMMARY B 2018-3**

**DSR - PAV**



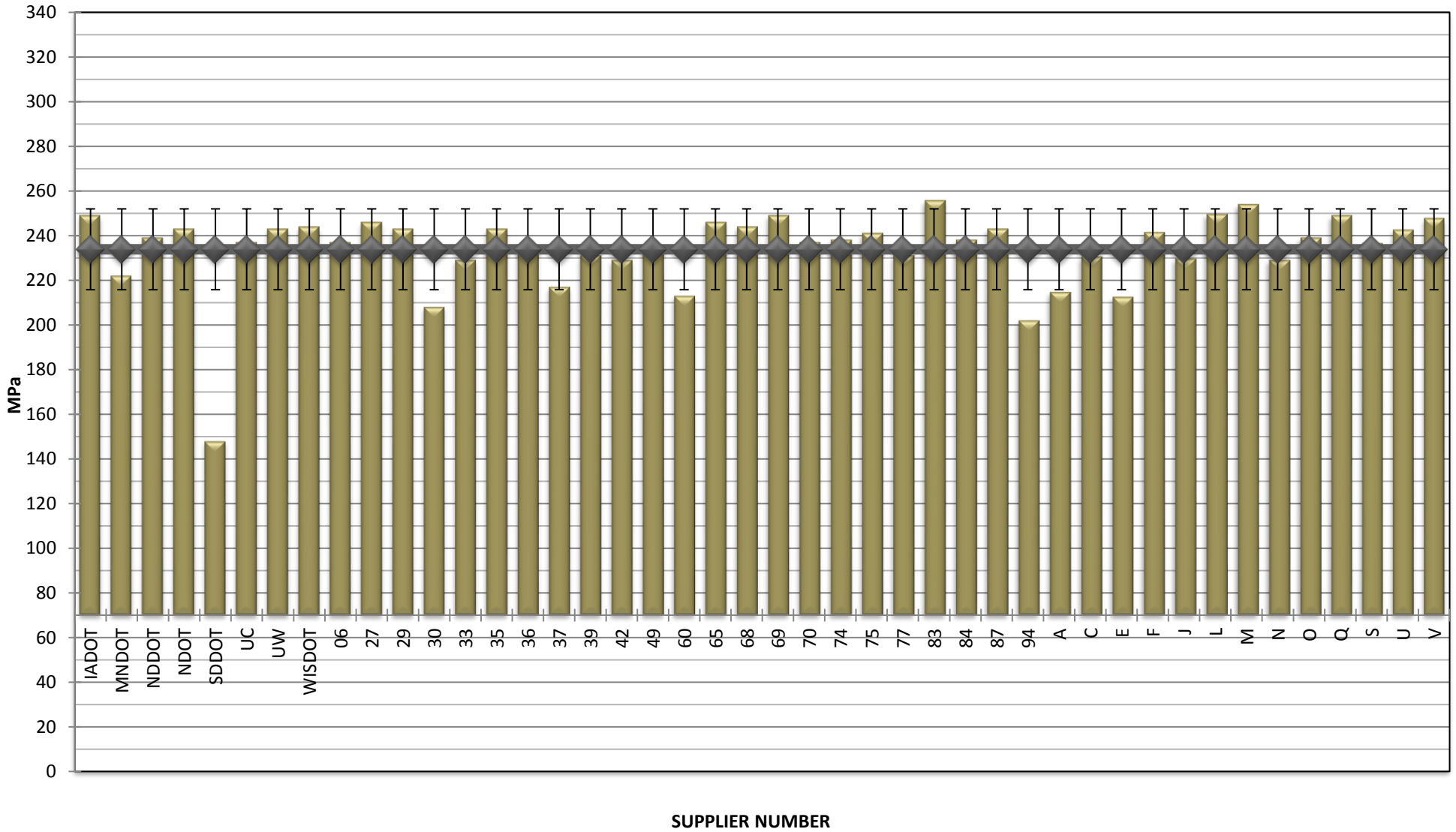
**COMBINED STATE BINDER GROUP ROUND ROBIN  
SUMMARY B 2018-3**

**RTFO MASS LOSS**



**COMBINED STATE BINDER GROUP ROUND ROBIN  
SUMMARY B 2018-3**

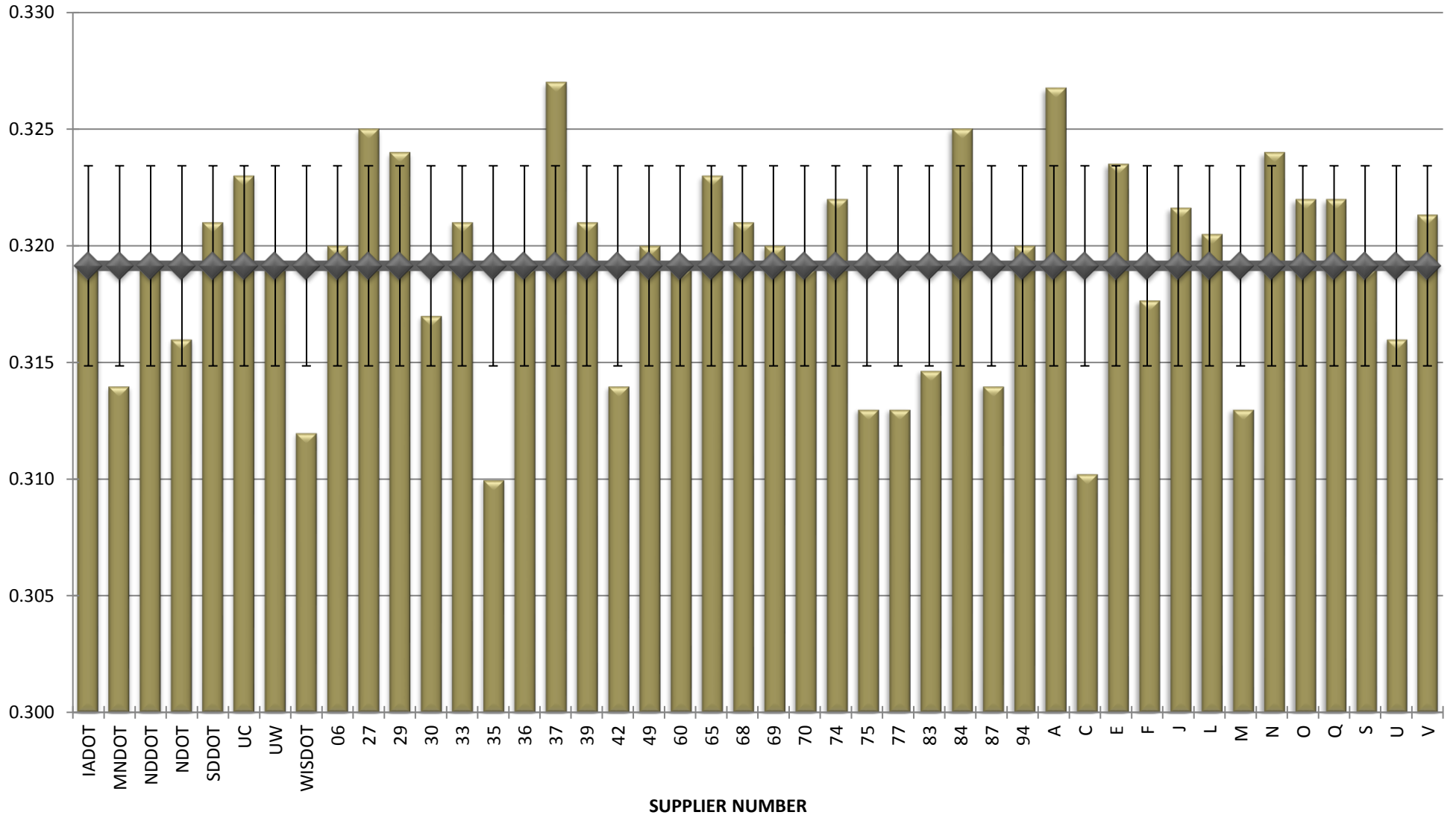
**BBR STIFFNESS**





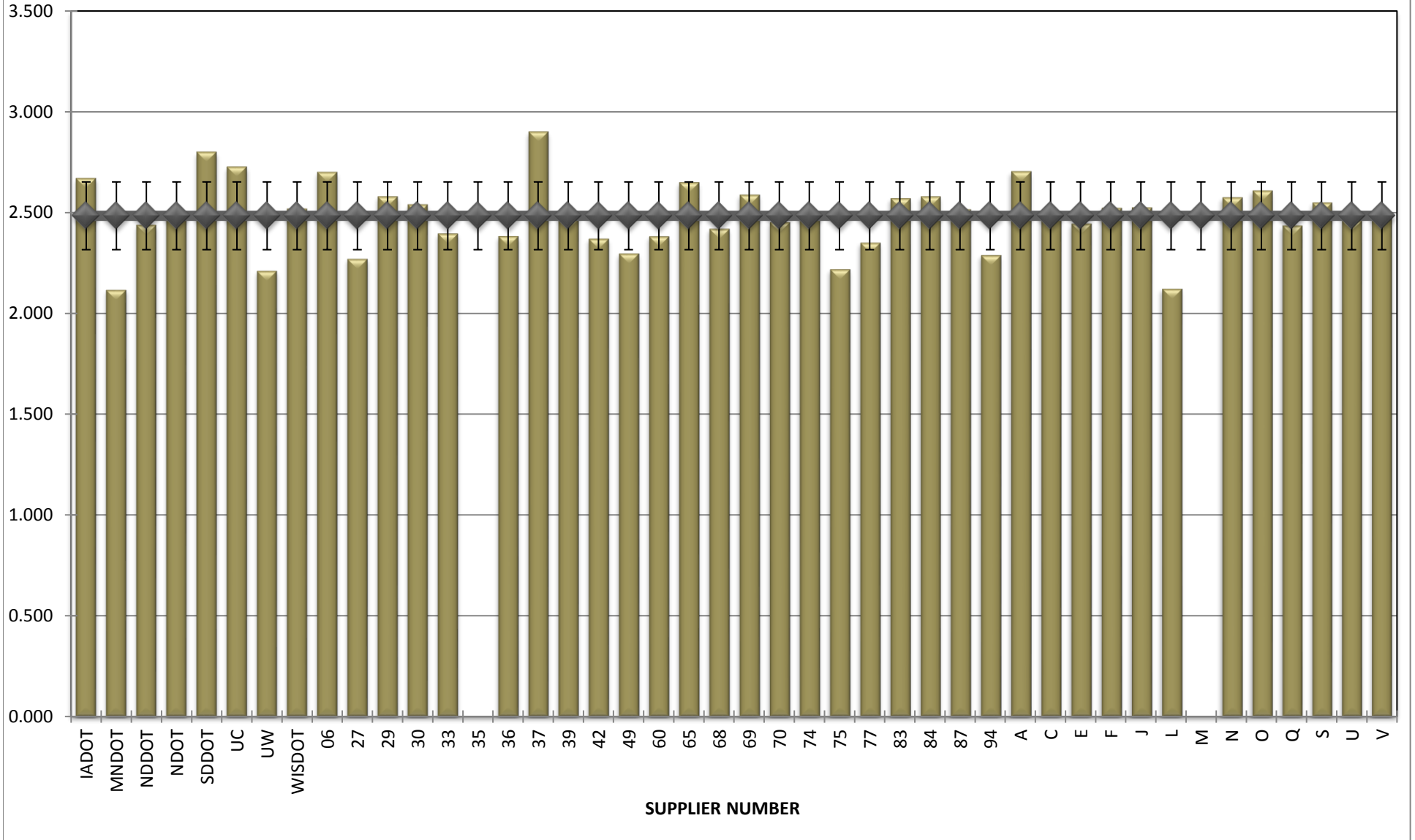
**COMBINED STATE BINDER GROUP ROUND ROBIN  
SUMMARY B 2018-3**

**BBR m-VALUE**



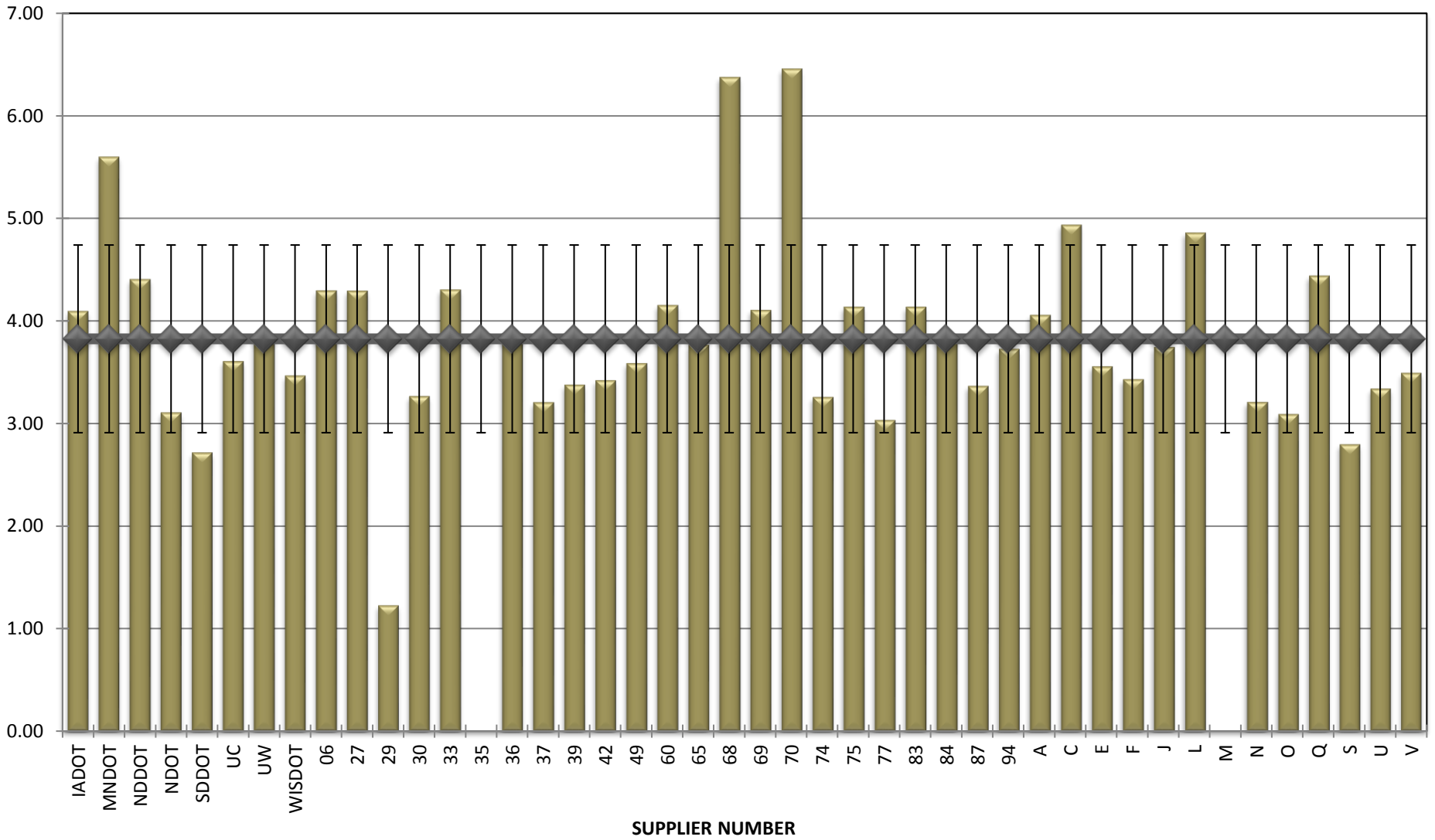
**COMBINED STATE BINDER GROUP ROUND ROBIN  
SUMMARY B 2018-3**

**Jnr @ 100 Pa**



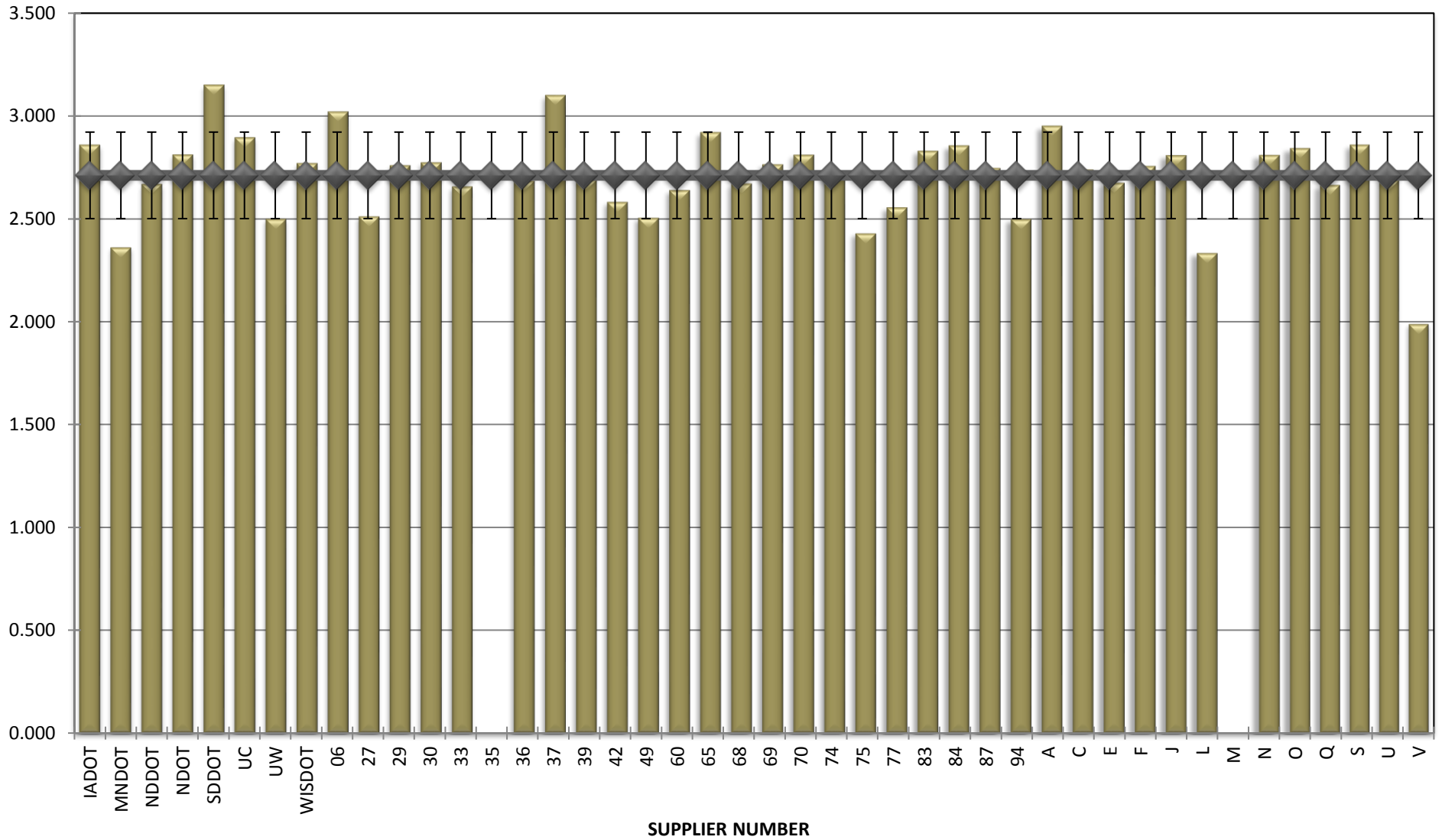
**COMBINED STATE BINDER GROUP ROUND ROBIN  
SUMMARY B 2018-3**

**% Recovery @ 100 Pa**



**COMBINED STATE BINDER GROUP ROUND ROBIN  
SUMMARY B 2018-3**

**Jnr @ 3200 Pa**



**COMBINED STATE BINDER GROUP ROUND ROBIN  
SUMMARY B 2018-3**

**% Recovery @ 3200 Pa**

